



**Rayat Shikshan Santha's
Shri. Raosaheb Ramrao Patil Mahavidyalaya, Savlaj
Tal- Tasgaon, Dist- Sangli**



Student Satisfaction Survey Report

Academic Year: 2023-2024



Introduction and Objectives:

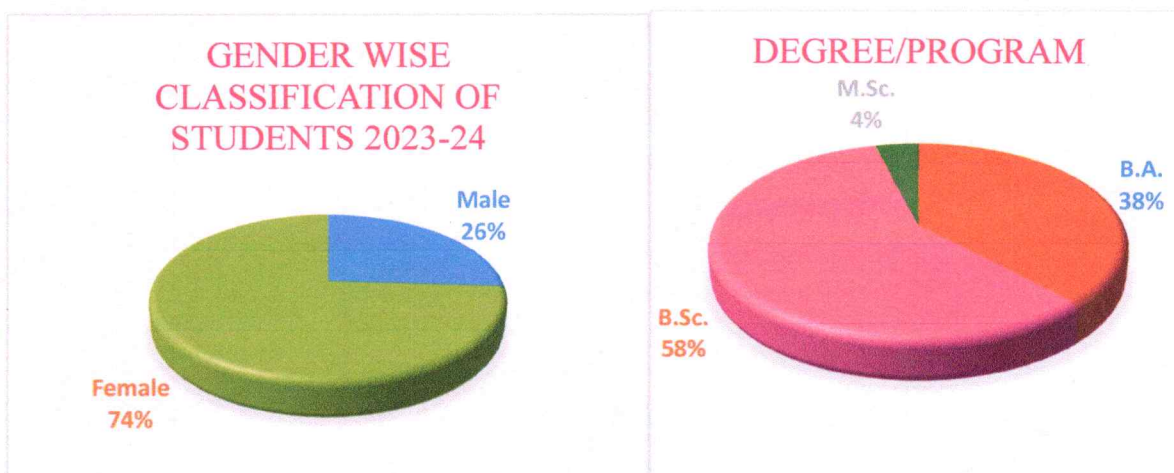
Rayat Shikshan Sanstha's, Shri. Raosaheb Ramrao Patil Mahavidyalaya, Savlaj was established in the year 1991. The college aims at the overall development of the students to become entrepreneurs and professionals in the respective disciplines. IQAC of the college was conducted a Student Satisfaction Survey regarding Teaching – Learning and Evaluation which will help to upgrade the quality in higher education. Receiving positive or negative feedback from these students is important as both are crucial in helping monitor and evaluate the provision. Listening to what student say is a contributing factor in running a successful college or institution. This survey was developed to capture students' evaluation about teacher, facilities and curriculum related issues.

Methodology

In every academic year, we ask our students to fill a Students Satisfaction Survey form (SSS) which is made available on college website. Filling of SSS is voluntary/ optional. For the academic year 2023-24 there were 345 registered students in the college. Every year, data was collected during the period from 1st March to 10th March, this year data was collected during the period 1st June to 20th June 2023. The link of SSS form also made available to students on their email address, WhatsApp address and college website. fifty (50) students responded to the survey, providing a response rate of 14.49%. The analyses presented in this report are based on the responses of the 50 respondents to the survey.

Respondent Profile

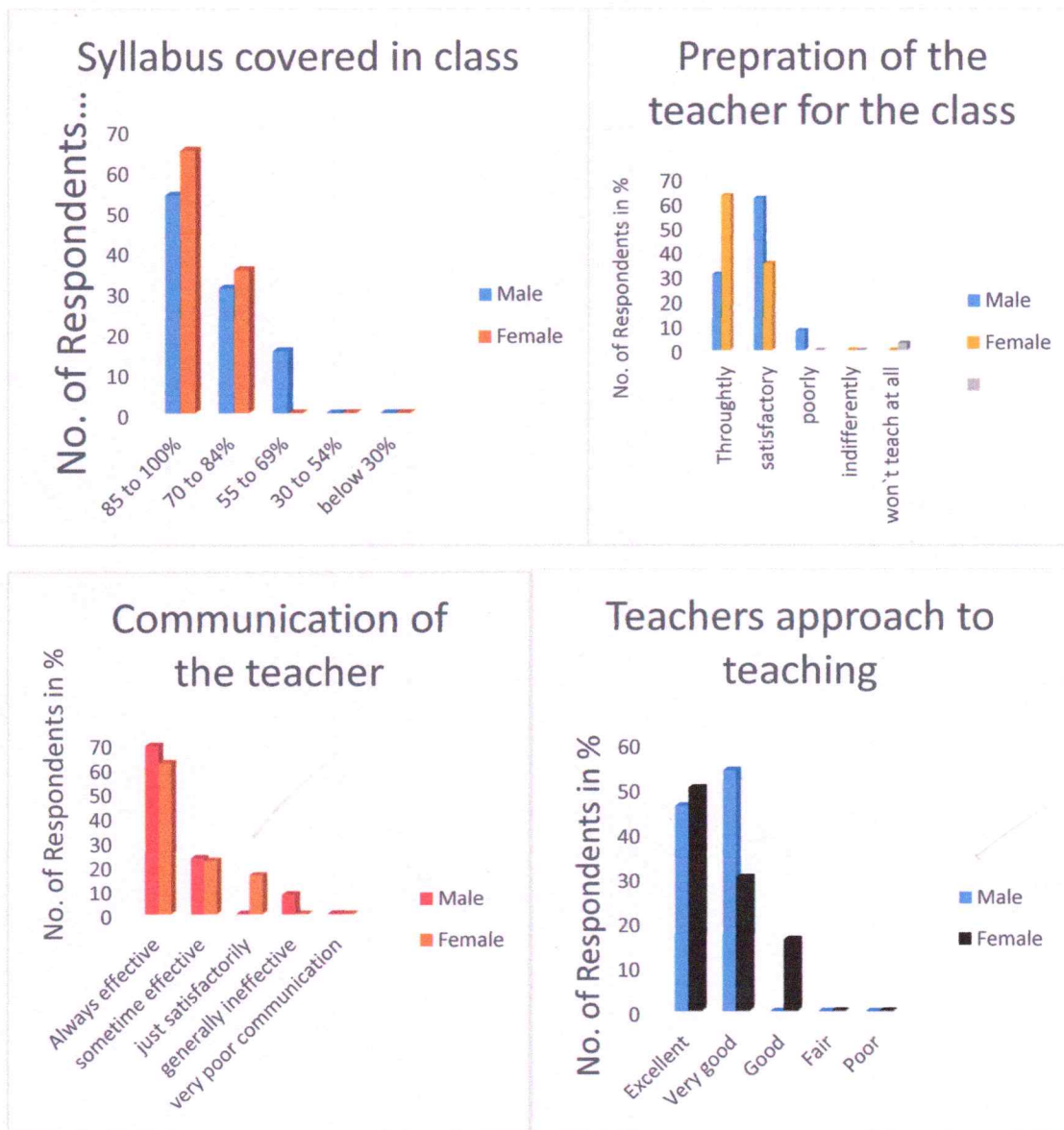
The respondent sample is broadly representative of the student population with respect to gender, programme level and course. There is 26% male and 74% female respondents in the survey sample. Most respondents are pursuing programmes at the bachelor's degree level (96%). The highest number of respondents came from the Science (58%).





Overall Evaluation

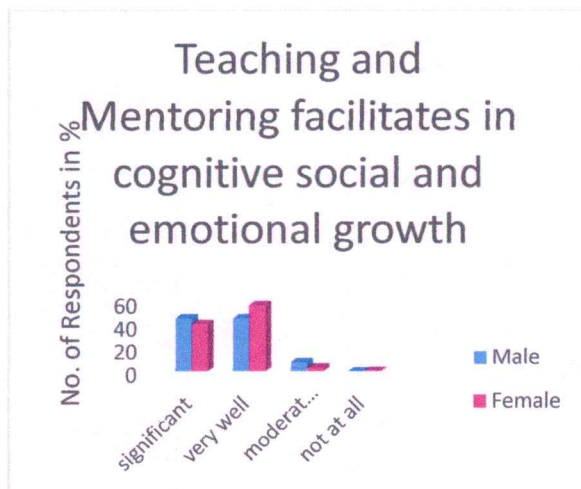
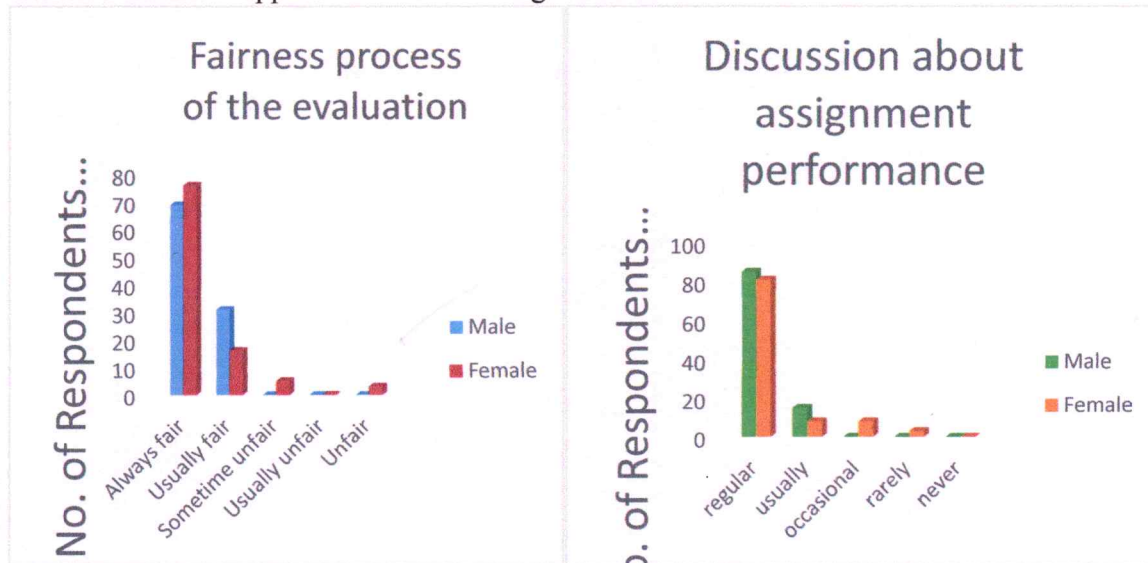
Feedback was collected and analyzed by Feedback Analysis Committee of the college. Opinion of the students is obtained about each parameter in percentage.



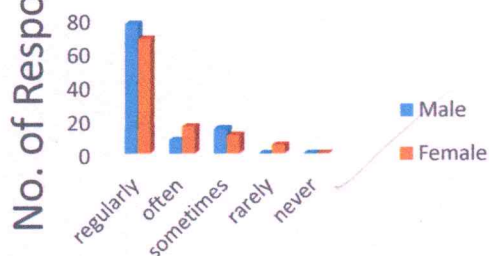
About 64% female and 54% male students indicated that syllabus covered in the class is more than 85%. More than 63% female and 31% male students reported being satisfied about the teachers' preparation for the class. Most of the female (62%) and male (69%) indicated that all the teachers' communication is always effective. About 50% female and 46% male students who



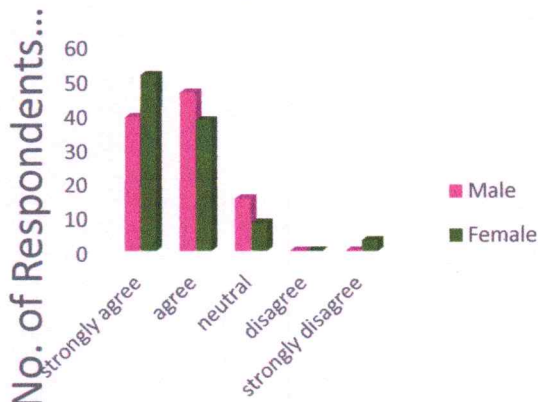
describe teachers' approach about teaching is excellent.



Initiative in promoting internship, student exchange, field visit etc for students

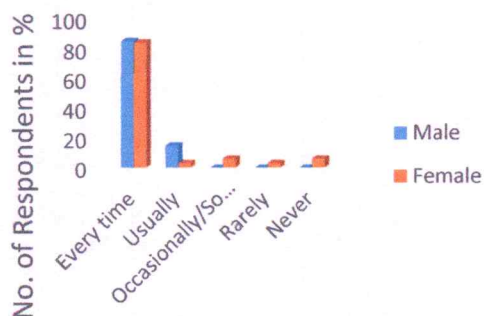


opportunities to learn and growth

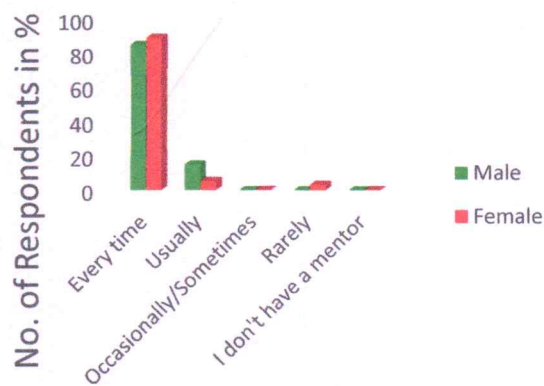


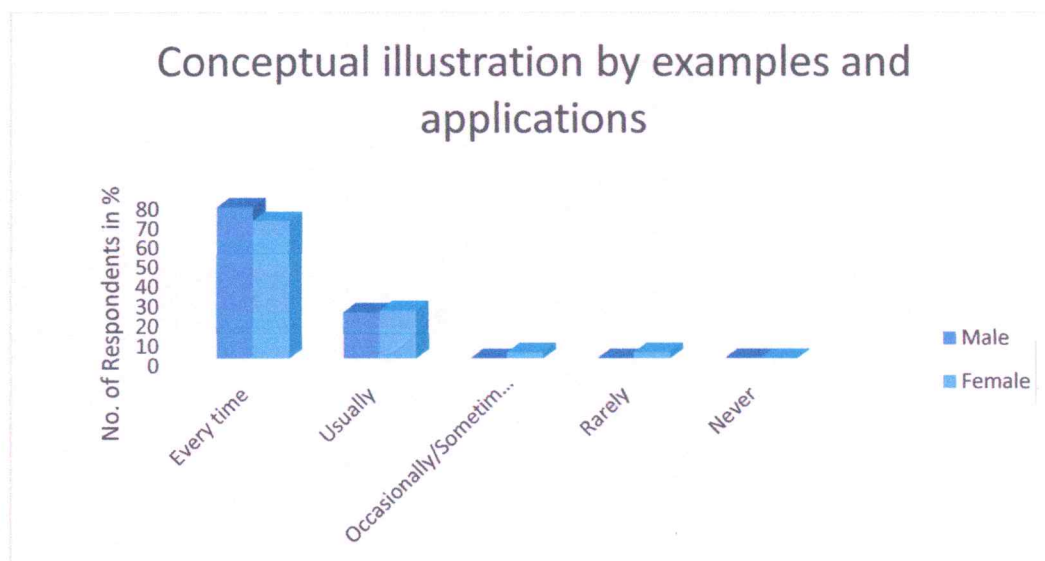
About 76% female and 69% male students agree with the fairness of teachers in the internal evaluation process. About 85% female and 81% male students say that teachers always discussed students' performance with them. About 68% female and 77% male students agree with the institution initiation to take active interest in promoting internship, student exchange and field visit opportunities regularly. More than 39% male and more than 51% female students strongly agree with the multiple opportunities given by institute to them to learn and grow. More than 57% all students agree with the teaching and mentoring process in institution very well facilitates or them in cognitive, social and emotional growth.

Information about expected competencies, course outcome and programme outcomes

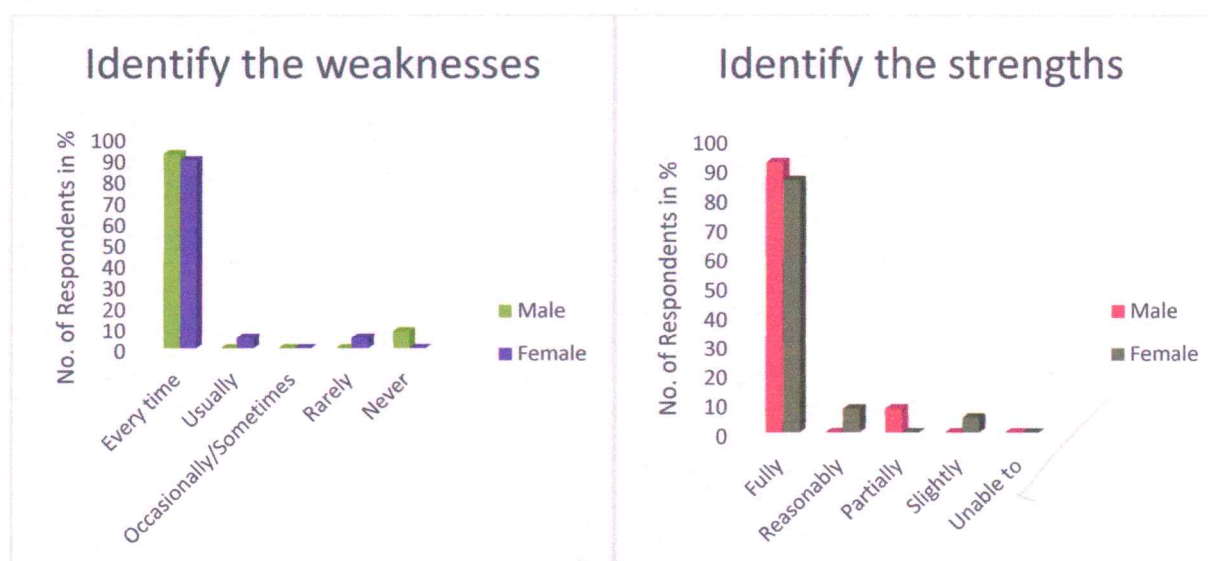


Follow-up of assignment task



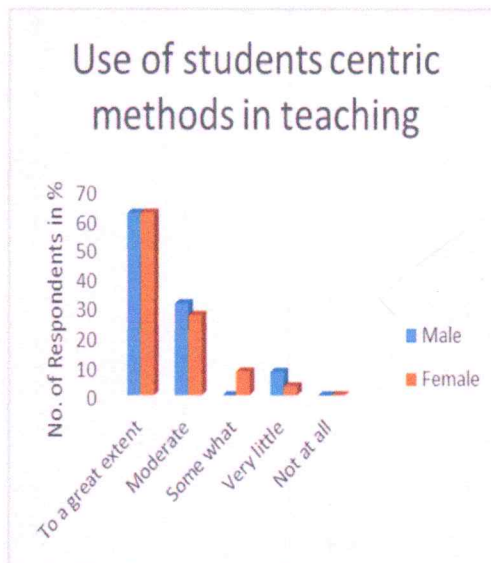
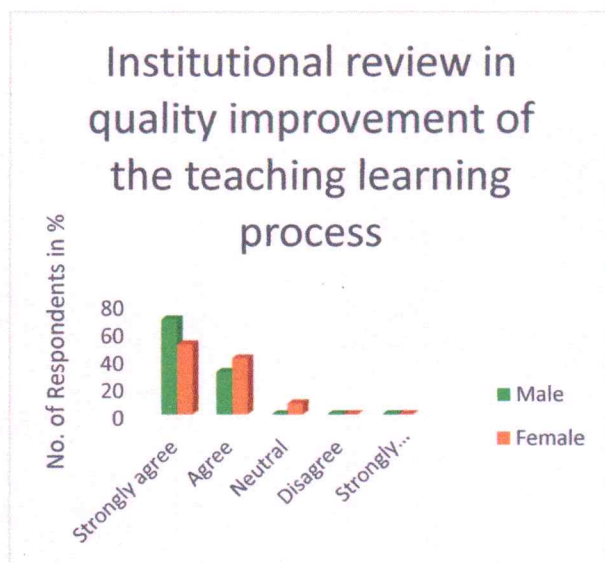


About 84% female and 85% male say that teachers always inform them about their expected competencies, course outcomes and program outcomes before teaching them. Most of the students (85% male and 89%female) agree with the mentor who does necessary follow-up with an assigned task given to them. More than 77% all students are satisfied with the conceptual illustrations given by teacher.

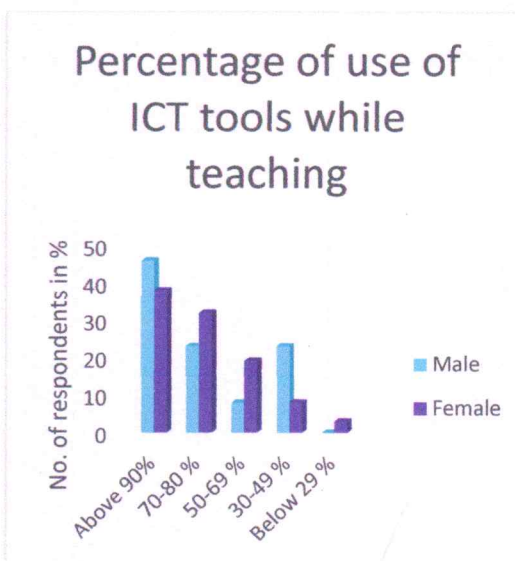


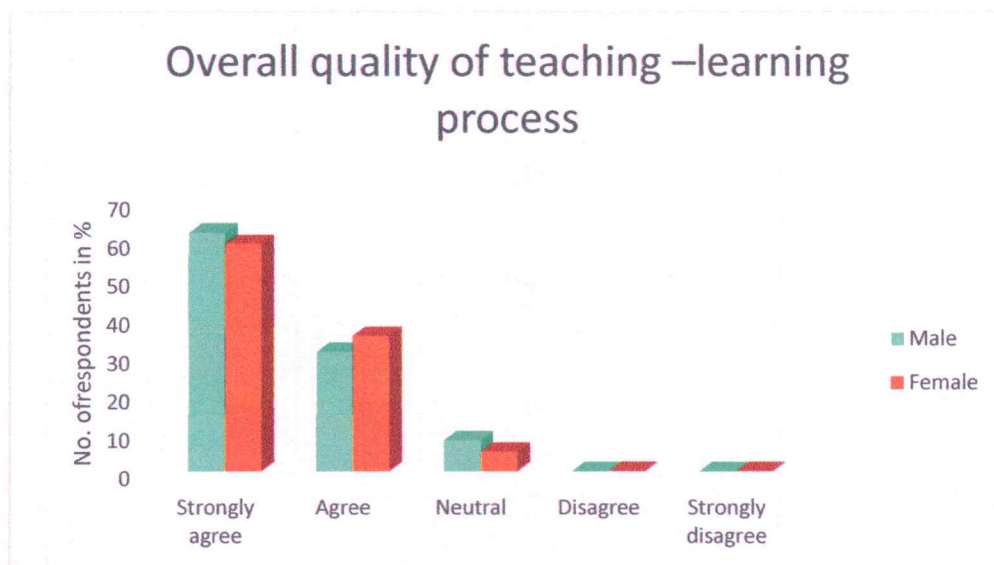
92% of the students are saying that most of the times teachers' can able to identify the weakness of the student. Based on their interactions with students, teachers identify the strength and weaknesses of the students and accordingly encourage them to participate in the various

activities organized by department / college, Sanstha / University. This will help them in their overall development.



About 51% female and 69% male students strongly agree, and about 42% female and 31% male agree with the institutional efforts to engage students in the monitoring, review and continuous quality improvement of the teaching learning process. About 62% female and 62% male students strongly agree, and about 32% female and 19% male agree with the institution/ teachers use student centric methods, such as experiential learning, participative learning and problem-solving methodologies for enhancing learning experiences to a great extent.





About 49% female and 69% male students strongly agree with the teacher's encouragement to participate in extracurricular activities. About 38% female and 46% male students agree that with the fact that most of the time teachers' use ICT tools such as LCD projector, Multimedia, etc. while teaching. Most of the students (more than 62%) agree with the overall quality of teaching-learning process.


IQAC
 Co-ordinator
 Shri.Raosaheb Ramrao Patil
 Mahavidyalaya,SAVLAJ
 Dist.Sangli




PRINCIPAL
 Shri.Raosaheb Ramrao Patil
 Mahavidyalaya,SAVLAJ,Dist.Sangli